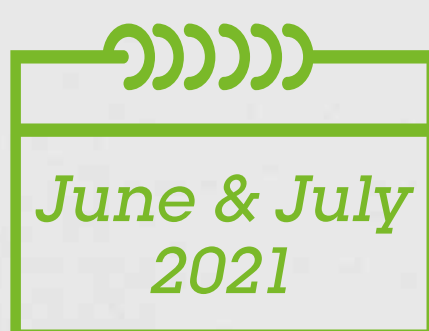


Back to School Children's Infographic 2021



About the survey

Carried out in



Number of children surveyed

121

53% Primary



47% Secondary

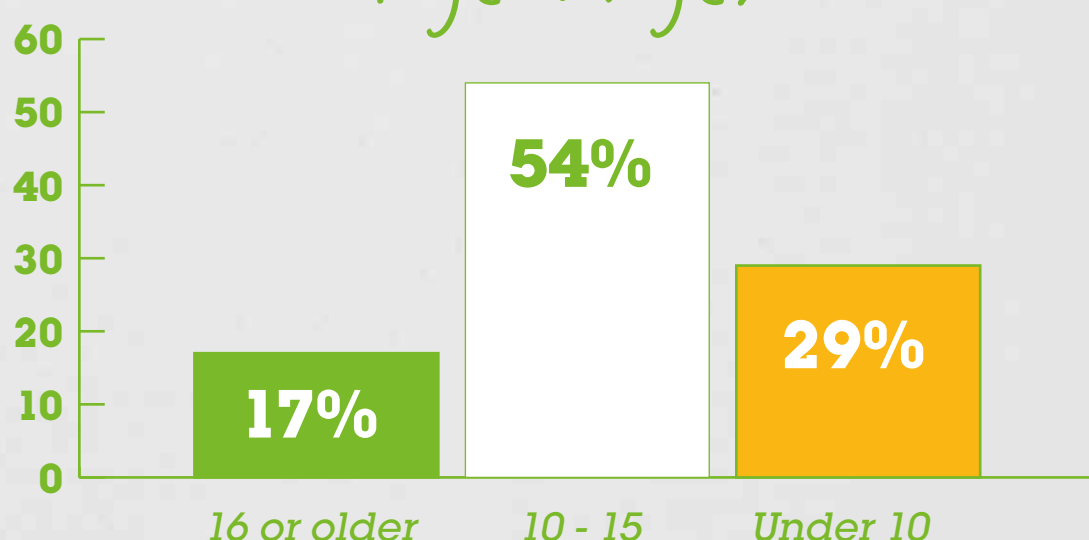
53% Girl

46% Boy

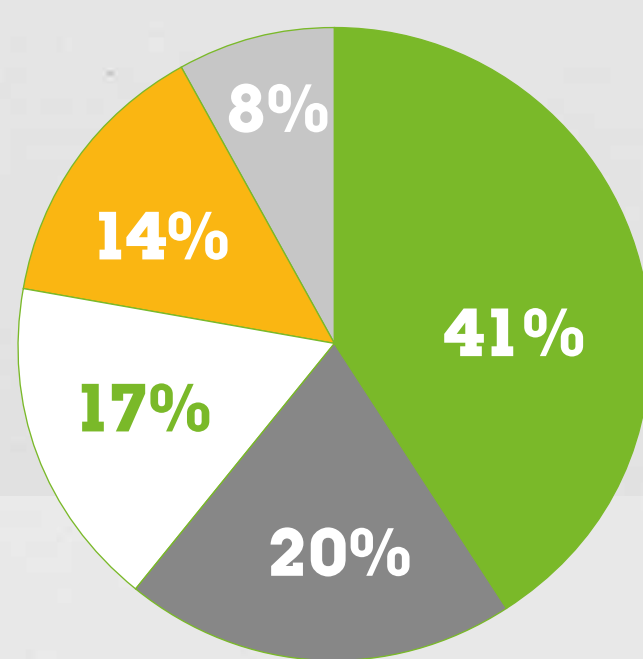
1% Prefer not to say






Q: Are you: a boy, or a girl, or non-binary, or prefer not to say (0 respondents selected non-binary)

Age ranges



Feelings about going back to school



-  Sad
-  Worried
-  Excited
-  Don't Care
-  Happy

'I get to see my friends again and I like learning new things'

primary school boy 10-15yrs

'I'm worried about not being that good at reading any more. I'm worried because the teacher might ask me a question and I won't know the answer and I'll be embarrassed'

primary school girl 10-15yrs

Homeschooling


88%

had the books and material they needed.



53%

said they found school work hard.



88%

had access to a computer, tablet or phone to do online lessons/school work.



72%

said their internet connection was good.

81%

had someone to do their homework with.



80%

had a quiet place to do their homework/study.



For more results and analysis visit

[Barnardos.ie/BackToSchool](https://www.barnardos.ie/BackToSchool)